



WOOD SUPPLIES

"MONKEY PUZZLE COTTAGE"

53 WOODMANSTERNE LANE
WALLINGTON, SURREY, SM6 0SW

(MAIL ORDER ONLY)

TEL:- 020 8669 7266

Website:- www.wood-supplies.com

SUPPLIERS OF SMALL SCALE SIZE
WOOD AND MOULDINGS

SPECIALIST WOOD FOR MINIATURE WORK

We are pleased to present our latest catalogue (see below), which includes (450 mm) 18" long sheet wood, strip wood, and many types of mouldings. We also list a large range of picture frame mouldings and an extensive selection of ready-made picture frames.

(Any special requirements not listed please telephone for availability.)

Wood Supplies was established with the aim of supplying high quality small sizes of wood for miniature work and model making. We offer many species and sizes of sheet wood, strip wood, wooden architectural mouldings, picture framing, wood turning and carving sections, oak Tudor beams, floorboards, plywood and Perspex, plus many other sections all suitable for internal and external joinery and fittings for 1/12th, 1/24th and other scale dolls houses, shops, miniature furniture making, model boats, railways and much more.

The wood is carefully prepared in our own workshop after being selected for its fine straight grain, freedom from knots and defects, easy workability and stability, good colour and ability to take a fine finish, and most importantly, coming from properly managed sustainable sources.

We supply many of the countries finest and best known professional makers and attend many shows during the year where our range of products will be on sale including:- The Kensington Dolls House Festival (May & Christmas Shows), The City of London Dollshouse Festival, NEC Miniatura (Spring & Autumn Shows) and Thame (Oxfordshire).

MAIL ORDER

We also offer a prompt mail order service, see 'How to Order' on page 3 of the catalogue, we use convenient letter-box size packaging, backed up with a "no quibble" money back guarantee in the unlikely event of any of our wood not coming up to your expectations.

TELEPHONE ORDERING

Telephone your order in.

We will calculate the cost.

Payment can either be made by:

Cheque - payable to J. Syred, with your address on the back.

Paypal - Login to your Paypal account and send your payment to woodsupplies@o2.co.uk, making sure you include your delivery address. (This email address is for Paypal payment only).

Your order will then be dispatched promptly.

INTERNET ORDERING

Online ordering and payment facilities are not yet available, however, you can print out a copy of the catalogue, see below, and order by one of the above methods.

CATALOGUE

You can download the complete catalogue available in Adobe PDF file. [Click](#)

For further enquiries, advice or to place orders, telephone 020 8669 7266.

WOOD TYPES

- (BX) **BOXWOOD**: Creamy yellow in colour with virtually no grain, making it ideal for taking fine carved or turned detail, and the manufacture of very fine mouldings.
- (CA) **CHERRY AMERICAN**: Creamy pink in colour and fine even grain, another good choice for general furniture making.
- (EB) **EBONY**: Jet black in colour with an even; slightly open grain and hard texture.
- (J) **JELUTONG**: Cream in colour with a straight closed silky grain and a soft texture. It is considered to be the supreme model making wood, outranking obechi and lime/bass wood. It is especially suitable for beginners to woodworking, taking fine detail well, ideal for mouldings, and accepting any shade of wood stain or paint with excellent results.
- (L) **LIME/BASSWOOD**: Pale creamy white in colour with virtually no grain, easy to work, taking fine detail and carving well. This wood is particularly good if a painted finish is required.
- (MB) **MAHOGANY BRAZILIAN**: Red to golden brown in colour. We stock the finest Brazilian mahogany, this is a little more expensive than the poor quality African varieties found in the model shops and elsewhere, as it comes from properly managed sustainable sources, which ensures a consistent supply for the future. It has a straight, fine grain and a fairly soft texture and is excellent for general furniture making and mouldings.
- (MA) **MAHOGANY ANTIQUE**: Dark reddish brown in colour, this wood has been re-cut from very old boards that have been drying for many years, and is of very fine quality, making it ideal for antique or aged mahogany furniture and fittings.
- (MS) **MAHOGANY SAPELE**: Reddish brown in colour with figured and rippled grain sometimes present, many uses including attractive floorboards.
- (OK) **OAK**: Creamy fawn in colour. This is the traditional choice of wood for Tudor period furniture and fittings, floorboards and beams, we avoid the highly figured grained varieties, which we consider unsuitable for miniature work.
- (OD) **OAK DISTRESSED**: As above, and complete with miniature knots and splits etc., ideal for aged and distressed Tudor floorboards, beams and furniture.
- (OA) **OAK ANTIQUE**: Rich golden yellow in colour. This oak came from the recently dismantled Royal Gunpowder magazines, which were built in 1760 and comes with a certificate of provenance. There is strong evidence to suggest that even then the wood may have been recycled from broken up ships from the Armada period of 1588. This wood is perfect for authentic Tudor beams, floorboards and furniture.
- (OAD) **OAK ANTIQUE DISTRESSED**: As above, and complete with miniature knots and splits etc., ideal for aged and distressed Tudor floorboards, beams and furniture.
- (OR) **OAK RECYCLED** from church pews, removed from a 1920's Art Deco/Arts and Crafts period Methodist church, and comes with a certificate of provenance.
- (OB) **OBECHI**: Pale cream in colour with a slightly coarse open grain. This is the wood commonly found in the model shops, we stock this wood, but will always advise Jelutong to be a far superior alternative in every respect.
- (PS) **PEAR STEAMED**: Pale pink in colour, caused by the steaming process which produces a more uniformed colour. This wood has virtually no grain, making it ideal for fine furniture making and carved detail.
- (P) **PINE**: Pale cream in colour, especially selected for its straight even grain and freedom from knots and defects, and far superior to the pine generally available. Soft and very easy to work. Many uses including furniture and floorboards.
- (PD) **PINE DISRESSED**: As above, and complete with miniature knots and splits, suitable for aged floorboards and furniture.
- (PR) **PINE RECYCLED**: Rich golden creamy colour, the wood has mainly been re-cut from Victorian library shelves circa 1883, and comes with a certificate of provenance, and is ideal for antique or aged pine furniture, fittings and floorboards.
- (PRD) **PINE RECYCLED DISTRESSED**: As above, and complete with miniature knots and splits etc., ideal for aged furniture and floorboards.
- (RS) **ROSEWOOD**: Dark chocolate brown in colour, a rare and exotic wood, ideal for that special piece of furniture and capable of taking a beautiful finish.
- (RT) **RED TULIP**: Red with creamy streaks in colour, straight slightly open grain and fairly hard texture.
- (S) **SYCAMORE**: Pale cream to almost white in colour with virtually no grain, turns and finishes well.
- (WA) **WALNUT AMERICAN**: Chocolate brown in colour, with a fine silky grain capable of taking an excellent finish. This wood is a perfect choice for high quality furniture making.
- (WU) **WALNUT EUROPEAN**: Similar qualities to American Walnut, but paler in colour.
- (YF) **YEW FIGURED**: Varies dramatically in colour, which may range from creamy whites to orange browns, combined with attractive pippy figuring, making this a most unusual and beautiful wood particularly for turning.

IN ADDITION TO THE ABOVE WE HAVE MANY OTHER SPECIES AVAILABLE AND WELCOME YOUR ENQUIRIES. WE OCCASIONALLY ALSO HAVE SLIGHT SECONDS AT SUBSTANTIALLY REDUCED PRICES.

HOW TO ORDER

1. SELECT THE SIZE, AND THE TYPE OF WOOD, THAT YOU REQUIRE.
2. ENTER THE QUANTITY REQUIRED, IN THE RELEVANT WOOD COLUMN.
3. ADD UP COST INCL. £4.95 P&P. (ORDERS OVER £50 ARE POST FREE).
4. WRITE YOUR NAME, ADDRESS AND TELEPHONE NUMBER ON THE LAST PAGE.
5. SEND COMPLETED ORDER FORM AND CHEQUE TO THE ABOVE ADDRESS OR TELEPHONE YOUR ORDER AND PAY BY CHEQUE OR PAYPAL.
6. YOUR GOODS WILL BE SENT PROMPTLY.
















JAN 2016




















STRIPWOOD AND SHEETWOOD – JELUTONG STRIPWOOD AND SHEETWOOD - JELUTONG














REF. NO.	WOOD SIZE 450 mm (18") LONG	QUANTITY REQUIRED	COST EACH	TOTAL COST	REF. NO.	WOOD SIZE 450 mm (18") LONG	QUANTITY REQUIRED	COST EACH	TOTAL COST
01	1/32 x 1/32		.80p		53	3/4 x 1/32		2.00	
02	1/16 x 1/32		.80		54	1/16		2.10	
03	1/16		.80		55	3/32		2.20	
04	3/32 x 1/32		.80		56	1/8		2.30	
05	1/16		.80		57	3/16		2.40	
06	3/32		.80		58	1/4		2.50	
07	1/8 x 1/32		.80		59	3/8		2.60	
08	1/16		.80		60	1/2		2.70	
09	3/32		.80		61	5/8		2.80	
10	1/8		.80		62	3/4		3.00	
11	3/16 x 1/32		.80		63	1" x 1/32		4.00	
12	1/16		.80		64	1/16		4.20	
13	3/32		.80		65	3/32		4.40	
14	1/8		.80		66	1/8		4.60	
15	3/16		.80		67	3/16		4.80	
16	1/4 x 1/32		.80		68	1/4		5.00	
17	1/16		.80						
18	3/32		.80		70	1 1/4" x 1/16		3.50	
19	1/8		.80		71	3/32		4.00	
20	3/16		.80		72	1/8		4.50	
21	1/4		1.00		73	3/16		5.00	
22	5/16 x 1/32		1.00		74	1/4		5.50	
23	1/16		1.00						
24	3/32		1.10		76	1 1/2" x 1/16		4.50	
25	1/8		1.20		77	3/32		4.80	
26	3/16		1.30		78	1/8		5.10	
27	1/4		1.40		79	3/16		5.30	
28	5/16		1.50		80	1/4		5.50	
29	3/8 x 1/32		1.00						
30	1/16		1.00		82	2" x 1/16		5.00	
31	3/32		1.10		83	3/32		5.00	
32	1/8		1.20		84	1/8		5.00	
33	3/16		1.30		85	3/16		5.50	
34	1/4		1.40		86	1/4		6.00	
35	3/8		1.50						
36	1/2 x 1/32		1.50		88	2 1/2" x 1/16		5.50	
37	1/16		1.50		89	3/32		5.50	
38	3/32		1.60		90	1/8		5.50	
39	1/8		1.60		91	3/16		6.00	
40	3/16		1.70		92	1/4		6.50	
41	1/4		1.80		93	3" x 1 mm		6.00	
42	3/8		1.90		94	3" x 1/16		6.00	
43	1/2		2.00		95	3/32		6.00	
44	5/8 x 1/32		1.50		96	1/8		6.00	
45	1/16		1.60		97	5/32		6.25	
46	3/32		1.70		98	3/16		6.50	
47	1/8		1.80		99	7/32		6.75	
48	3/16		1.90		100	1/4		7.00	
49	1/4		2.00						
50	3/8		2.20						
51	1/2		2.40						
52	5/8		2.50						









THE ABOVE LENGTHS ARE 450 mm (18") LONG

















SQUARES FOR TURNING ETC.						OAK TUDOR BEAMS						
REF. NO.	WOOD SIZE 300mm 12" (LONG)	QUANTITY OF WOOD TYPE			COST EACH	TOTAL COST	REF. NO.	WOOD SIZE 450mm 18" (LONG)	QUANTITY OF WOOD TYPE		COST EACH	TOTAL COST
		MB	PR	OR					OR			
	3/16 x 3/16				£1.00		OR 18	1/4 x 1/32		£1.40		
	1/4 x 1/4				2.00		OR 21	1/4		1.80		
	3/8 x 3/8				3.00		OR 31	3/8 x 3/32		1.80		
	1/2 x 1/2				4.00		OR 33	3/16		2.30		
	5/8 x 5/8				5.00		OR 35	3/8		2.70		
	3/4 x 3/4				6.00		OR 38	1/2 x 3/32		1.80		
		QUANTITY OF WOOD TYPE					OR 41	1/4		2.20		
		L					OR 43	1/2		3.20		
	3/16 x 3/16				£1.00		OR 55	3/4 x 3/32		2.20		
	1/4 x 1/4				2.00		OR 58	1/4		3.20		
	3/8 x 3/8				3.00		OR 60	1/2		3.60		
	1/2 x 1/2				4.00		OR 62	3/4		4.20		
	5/8 x 5/8				5.00		OR 68	1" x 1/4		4.20		
	3/4 x 3/4				6.00							
		QUANTITY OF WOOD TYPE							QUANTITY OF WOOD TYPE			
		WA							OA			
	3/16 x 3/16				£2.00		OA 18	1/4 x 1/32		£2.00		
	1/4 x 1/4				3.00		OA 21	1/4		2.70		
	3/8 x 3/8				4.00		OA 31	3/8 x 3/32		2.70		
	1/2 x 1/2				5.00		OA 33	3/16		3.40		
	5/8 x 5/8				6.00		OA 35	3/8		4.00		
	3/4 x 3/4				7.00		OA 38	1/2 x 3/32		2.70		
		QUANTITY OF WOOD TYPE					OA 41	1/4		3.40		
		PS	BX				OA 43	1/2		4.60		
	3/16 x 3/16				£3.00		OA 55	3/4 x 3/32		3.40		
	1/4 x 1/4				4.00		OA 58	1/4		4.60		
	3/8 x 3/8				5.00		OA 60	1/2		5.40		
	1/2 x 1/2				6.00		OA 62	3/4		6.30		
	5/8 x 5/8				7.00		OA 68	1" x 1/4		6.30		
	3/4 x 3/4				8.00							
FINEST QUALITY SHEETWOOD						FLOORBOARDS						
REF. NO.	WOOD SIZE 300mm 12" (LONG)	QUANTITY OF WOOD TYPE			COST EACH	TOTAL COST	REF. NO.	WOOD SIZE 300mm 12" (LONG)	QUANTITY OF WOOD TYPE		COST EACH	TOTAL COST
		MB	PR	OR					MB			
	3" x 1/16				£6.00		FB 01	1/16 x 1/4		£0.80		
	3/32				6.00		FB 02	1/2		1.30		
	1/8				6.00		FB 03	3/4		1.80		
	3/16				7.00				QUANTITY OF WOOD TYPE			
	1/4				8.00				P			
		QUANTITY OF WOOD TYPE					FB 04	1/16 x 1/4		£0.50		
		L					FB 05	1/2		0.90		
							FB 06	3/4		1.20		
	3" x 1/16				£6.00				QUANTITY OF WOOD TYPE			
	3/32				6.00				PR			
	1/8				6.00		FB 13	3/32 x 3/4		£1.80		
	3/16				7.00				QUANTITY OF WOOD TYPE			
	1/4				8.00				PRD			
		QUANTITY OF WOOD TYPE					FB 15	3/32 x 3/4		£1.80		
		WA							QUANTITY OF WOOD TYPE			
	3" x 1/16				£7.00				OR			
	3/32				7.00		FB 17	3/32 x 3/4		£1.80		
	1/8				7.00				QUANTITY OF WOOD TYPE			
	3/16				8.00				OA			
	1/4				9.00		FB 23	3/32 x 3/4		£2.20		
		QUANTITY OF WOOD TYPE							QUANTITY OF WOOD TYPE			
		PS	BX						OAD			
	3" x 1/16				£8.00				QUANTITY OF WOOD TYPE			
	3/32				8.00				QUANTITY OF WOOD TYPE			
	1/8				8.00				QUANTITY OF WOOD TYPE			
	3/16				9.00		FB 26	3/32 x 3/4		£2.20		
	1/4				10.00				QUANTITY OF WOOD TYPE			










1/12 TH SCALE WHITE FINISH POLYMER MOULDINGS	WOOD SECTION	REF. NO.	WOOD SIZE	WOOD TYPE	NO. REQ.	COST EACH	TOTAL COST
CORNICE		200	18 x 1/2 x 3/8	WHITE		1.50p	
SKIRTING BOARD		201	18 x 5/8 x 1/16	WHITE		1.50	
ARCHITRAVE		202	18 x 1/4 x 1/16	WHITE		1.50	
PICTURE / DADO RAIL		203	18 x 3/16 x 1/16	WHITE		1.50	
1/12 TH SCALE WOODEN MOULDINGS IN JELUTONG (J) MAHOGANY (MB) CAREFULLY HAND MADE IN OUR OWN WORKSHOP	WOOD SECTION	REF. NO.	WOOD SIZE	WOOD TYPE	NO. REQ.	COST EACH	TOTAL COST
N.B. FOR CLARITY PURPOSES, ALL ILLUSTRATIONS SHOW LARGEST MOULDING FROM EACH SECTION CORNICE		204	18 x 1/2 x 3/8	J		2.00p	
CORNICE		205	18 x 3/8 x 3/8	J		2.00	
		205a	18 x 5/16 x 5/16	J		2.00	
		206	18 x 1/4 x 1/4	J		1.50	
		207	18 x 1/4 x 1/4	MB		2.30	
COVE		208	18 x 1/2 x 1/2	J		2.00	
		209	18 x 3/8 x 3/8	J		2.00	
		210	18 x 1/4 x 1/4	J		1.50	
		211	18 x 1/4 x 1/4	MB		2.30	
PLATE SHELF		212	18 x 1/2 x 1/4	J		2.30	
		213	18 x 1/2 x 1/4	MB		3.40	
SKIRTING BOARD		214	18 x 3/4 x 3/32	J		2.00	
		215	18 x 3/4 x 3/32	MB		2.70	
		216	18 x 5/8 x 3/32	J		1.50	
		217	18 x 1/2 x 3/32	J		1.50	
SKIRTING BOARD		218	18 x 5/8 x 3/32	J		1.50	
		219	18 x 1/2 x 3/32	J		1.50	
SKIRTING BOARD		220	18 x 1/2 x 3/32	J		1.50	
ARCHITRAVE		221	18 x 3/8 x 3/32	J		1.50	
		222	18 x 5/16 x 3/32	MB		1.30	
		223	18 x 5/16 x 3/32	J		1.50	
		224	18 x 1/4 x 3/32	J		1.50	
ARCHITRAVE		225	18 x 5/16 x 3/32	J		1.50	
ARCHITRAVE		226	18 x 1/4 x 3/32	J		1.50	
PICTURE RAIL		227	18 x 3/16 x 3/32	MB		2.30	
		228	18 x 3/16 x 3/32	J		1.50	

1/12 TH SCALE WOODEN MOULDINGS IN JELLUTONG (J) MAHOGANY (MB)	WOOD SECTION	REF. NO.	WOOD SIZE	WOOD TYPE	NO. REQ.	COST EACH	TOTAL COST
PICTURE RAIL		228a	18 x 3/16 x 3/32	J		1.50p	
PICTURE RAIL		228b	18 x 3/16 x 3/32	J		1.50	
DADO RAIL N.B. FOR CLARITY PURPOSES, ALL ILLUSTRATIONS SHOW LARGEST MOULDING FROM EACH SECTION.		228c	18 x 1/4 x 3/32	J		1.50	
		229	18 x 1/4 x 3/32	MB		2.25	
		230	18 x 3/16 x 3/32	J		1.50	
DADO RAIL		231	18 x 3/16 x 3/32	J		1.50	
HANDRAIL		232	18 x 5/16 x 1/4	J		2.40	
		233	18 x 5/16 x 1/4	MB		3.60	
HANDRAIL		234	18 x 1/4 x 3/16	J		2.40	
		235	18 x 1/4 x 3/16	MB		3.60	
HANDRAIL		236	18 x 3/16 x 3/16	J		2.40	
		237	18 x 3/16 x 3/16	MB		3.60	
WALL HANDRAIL		238	18 x 1/4 x 1/4	J		2.40	
		239	18 x 1/4 x 1/4	MB		3.60	
HANDRAIL BASE RAIL		240	18 x 3/16 x 1/8	J		2.00	
SLIDING SECTION (FOR ROOM BOXES) TAKES 2 mm B&Q PERSPEX		241	18 x 1/2 x 1/4	J		2.40	
		242	18 x 3/8 x 1/4	J		2.40	
		242a	18 x 1/4 x 1/4	J		2.40	
EDGE LIPPING TO COVER RAW EDGES OF MDF OR PLYWOOD		243	18 x 3/8 x 1/32	J		1.00	
		244	18 x 1/4 x 1/32	J		.80	
RIGHT ANGLE MOULDING FOR RIDGE BOARD AND PANNELLING EDGING 1/16 TH THICK		245	18 x 1/2 x 1/2	J		3.00	
		246	18 x 3/8 x 3/8	J		3.00	
		247	18 x 1/4 x 1/4	J		2.40	
ROOFING SECTION RIDGE BOARD 1/16 TH THICK		248	18 x 1/2 x 1/2	J		3.00	
		248a	18 x 3/8 x 3/8	J		3.00	
		248b	18 x 1/4 x 1/4	J		2.40	
EXTERNAL CLADDING WANNEY EDGE BOARDING		249	12 x 5/8 x 1/16	J		1.20	
EXTERNAL CLADDING FEATHER EDGE WEATHERBOARD AND FENCE BOARDS		250	12 x 5/8 x 1/16	J		1.20	
		250A	12 x 3/8 x 1/16	J		1.20	
EXTERNAL CLADDING TOUGUED AND GROOVED STYLE BOARDING		251	12 x 1/2 x 1/16	J		1.20	
EXTERNAL CLADDING SHIPLAP BOARDING		252	12 x 1/2 x 1/16	J		1.20	
EXTERNAL CLADDING CORNER TRIM 1/16 TH THICK		253	12 x 1/4 x 1/4	J		1.50	
INTERNAL PANNELLING TONGUED AND GROOVED STYLE BOARDING		254	12 x 1/2 x 1/16	J		1.20	
		255	12 x 3/8 x 1/16	J		1.20	

1/12 TH SCALE WOODEN MOULDINGS IN JELLUTONG (J) MAHOGANY (MB)	WOOD SECTION	REF. NO.	WOOD SIZE	WOOD TYPE	NO. REQ.	COST EACH	TOTAL COST
INTERNAL PANELLING PANELLING TOP TRIM N.B. FOR CLARITY PURPOSES, ALL ILLUSTRATIONS SHOW LARGEST MOULDING FROM EACH SECTION		256	12 x 3/16 x 3/16	J		2.00p	
RIGHT ANGLE MOULDING 1/32 THICK		257	12 x 1/4 x 1/4	J		1.50	
		258	12 x 3/16 x 3/16	J		1.50	
		259	12 x 1/8 x 1/8	J		1.50	
		260	12 x 3/32 x 3/32	J		1.50	
STAIR SECTION CAN BE CUT TO WIDTH AND GLUED TO BASEBOARD TO PRODUCE YOUR OWN STAIRCASE.		261	12 x 3/4 x 3/4	J		2.50	
		262	12 x 3/8 x 3/8	J		2.00	
WINDOW/DOOR FRAMING SECTION REBATE SIZE 3/16 x 1/16		263	12 x 1/2 x 3/16	J		1.50	
WINDOW FRAMING FOR SLIDING SASHES GROOVE SIZE 3/16 x 1/16		264	12 x 1/2 x 3/16	J		2.00	
WINDOW SASH SECTIONS FITS 263 & 264 FRAMING SECTION GROOVE SIZE 1/16 x 1/16 REBATE SIZE 1/8 x 1/16 TAKES OUR 1/16 PERSPEX OR REAL GLASS – PLEASE ENQUIRE		265	12 x 3/16 x 3/16	J		1.50	
		265a	12 x 3/16 x 3/16	J		2.00	
		266	12 x 3/16 x 3/16	J		1.50	
		266a	12 x 3/16 x 3/16	J		2.00	
GLAZING BEAD CAN BE GLUED TO PERSPEX /GLASS TO DIVIDE WINDOW INTO PANES		267	12 x 3/32 x 1/16	J		1.50	
WINDOW CILL EXTERIOR N.B. FOR CLARITY PURPOSES, ALL ILLUSTRATIONS SHOW LARGEST MOULDING FROM EACH SECTION.		268	12 x 3/4 x 1/4	J		2.00	
		269	12 x 5/8 x 1/4	J		2.00	
		270	12 x 1/2 x 1/4	J		2.00	
		271	12 x 1/4 x 1/4	J		1.50	
		272	12 x 3/16 x 3/16	J		1.50	
		273	12 x 1/8 x 1/8	J		1.50	
WINDOW LEDGE INTERIOR (CAN ALSO BE USED FOR SHELVES STAIR TREADS & MAKING BOOKS)		274	12 x 3/4 x 3/16	J		2.00	
		275	12 x 3/4 x 1/8	J		2.00	
		276	12 x 1/2 x 1/8	J		2.00	
		277	12 x 1/4 x 1/8	J		1.50	
		278	12 x 3/4 x 3/32	J		2.00	
		279	12 x 1/2 x 3/32	J		2.00	
		280	12 x 1/4 x 3/32	J		1.50	
		281	12 x 7/8 x 1/16	J		2.00	
		282	12 x 1/2 x 1/16	J		2.00	
283	12 x 1/4 x 1/16	J		1.50			
DOOR SECTION BOTTOM/ MIDDLE RAIL ALL WITH GROOVE SIZE 1/16 x 1/16 TAKES OUR 1/16 PERSPEX/GLASS , PLYWOOD & DOOR PANELS		284	12 x 3/4 x 3/16	J		2.00	
DOOR SECTION TOP RAIL/SIDE UPRIGHT		285	12 x 3/8 x 3/16	J		1.50	
DOOR SECTION CENTRE UPRIGHT		286	12 x 3/8 x 3/16	J		2.00	
CUPBOARD DOOR SECTION		287	12 x 3/16 x 3/16	J		1.50	

1/12 TH SCALE WOODEN MOULDINGS IN JELLUTONG (J) MAHOGANY (MB)	WOOD SECTION	REF. NO.	WOOD SIZE	WOOD TYPE	NO. REQ.	COST EACH	TOTAL COST
DOOR PANELS FIT INTO GROOVED DOOR SECTION		288	12 x 2 1/2 x 1/16	J		3.70p	
		289	12 x 1 1/4 x 1/16	J		1.70	
DOOR MAKING WOOD (CAN BE CUT TO FIT DOOR OPENING AND PANELLED IF REQUIRED)		290	12 x 3 x 3/16	J		4.30	
DOOR PANEL QUADRANT		291	12 x 1/16 x 1/16	BX		3.00	
DOOR/ PANEL MOULDING N.B. FOR CLARITY PURPOSES, ALL ILLUSTRATIONS SHOW LARGEST MOULDING FROM EACH SECTION.		292	12 x 3/16 x 1/16	J		1.50	
		293	12 x 5/32 x 1/16	J		1.50	
		294	12 x 1/8 x 1/16	J		1.50	
		295	12 x 3/32 x 1/16	J		1.50	
SINGLE BEADING		296	12 x 3/8 x 1/16	J		1.50	
		297	12 x 5/16 x 1/16	J		1.50	
		298	12 x 1/4 x 1/16	J		1.50	
		299	12 x 3/16 x 1/16	J		1.50	
		300	12 x 5/32 x 1/16	J		1.50	
		301	12 x 1/8 x 1/16	J		1.50	
		302	12 x 3/32 x 1/16	J		1.50	
DOUBLE BEADING		303	12 x 3/8 x 1/16	J		2.00	
		304	12 x 5/16 x 1/16	J		2.00	
		305	12 x 1/4 x 1/16	J		2.00	
		306	12 x 3/16 x 1/16	J		2.00	
		307	12 x 5/32 x 1/16	J		2.00	
		308	12 x 1/8 x 1/16	J		2.00	
FLUTED SECTION FOR DOOR/WINDOW SURROUNDS , FIREPLACES AND PATIO DECKING		310	12 x 1/2 x 3/32	J		2.00	
		311	12 x 3/8 x 3/32	J		2.00	
		312	12 x 5/16 x 3/32	J		2.00	
		313	12 x 1/4 x 3/32	J		2.00	
SMALL CORNICE N.B. FOR CLARITY PURPOSES, ALL ILLUSTRATIONS SHOW LARGEST MOULDING FROM EACH SECTION.		314	12 x 3/16 x 3/16	J		1.50	
		315	12 x 3/16 x 3/16	MB		2.30	
		316	12 x 5/32 x 5/32	J		1.50	
		317	12 x 5/32 x 5/32	MB		2.30	
		318	12 x 1/8 x 1/8	J		1.50	
		319	12 x 1/8 x 1/8	MB		2.30	
SMALL COVE		320	12 x 3/16 x 3/16	J		1.50	
		321	12 x 3/16 x 3/16	MB		2.30	
		322	12 x 5/32 x 5/32	J		1.50	
		323	12 x 5/32 x 5/32	MB		2.30	
		324	12 x 1/8 x 1/8	J		1.50	
		325	12 x 1/8 x 1/8	MB		2.30	
		326	12 x 3/32 x 3/32	J		1.50	
		327	12 x 3/32 x 3/32	MB		2.30	
TRIANGULAR SECTION CAN BE USED FOR STAIRS, GREENGROCERY BOXES, FENCE ARRIS RAILS, CORNER FILLETS, “WINDOW PUTTY” ETC.		328	12 x 3/4 x 3/4	J		2.00	
		329	12 x 5/8 x 5/8	J		2.00	
		330	12 x 1/2 x 1/2	J		2.00	
		331	12 x 3/8 x 3/8	J		1.50	
		332	12 x 1/4 x 1/4	J		1.50	
		333	12 x 3/16 x 3/16	J		1.50	
		334	12 x 5/32 x 5/32	J		1.50	
		335	12 x 1/8 x 1/8	J		1.50	
		336	12 x 3/32 x 3/32	J		1.50	
		337	12 x 1/16 x 1/16	BX		3.00	
		338	12 x 1/32 x 1/32	BX		3.00	

1/12 TH SCALE WOODEN MOULDINGS IN JELLUTONG (J) MAHOGANY (MB)	WOOD SECTION	REF. NO.	WOOD SIZE	WOOD TYPE	NO. REQ.	COST EACH	TOTAL COST
QUADRANT N.B. FOR CLARITY PURPOSES, ALL ILLUSTRATIONS SHOW LARGEST MOULDING FROM EACH SECTION.		339	12 x 1/2 x 1/2	J		2.00p	
		340	12 x 3/8 x 3/8	J		2.00	
		341	12 x 1/4 x 1/4	J		1.50	
		342	12 x 3/16 x 3/16	J		1.50	
		343	12 x 1/8 x 1/8	J		1.50	
		344	12 x 3/32 x 3/32	J		1.50	
		345	12 x 1/16 x 1/16	BX		3.00	
		346	12 x 1/16 x 1/16	MB		2.30	
HALF ROUND N.B. FOR CLARITY PURPOSES, ALL ILLUSTRATIONS SHOW LARGEST MOULDING FROM EACH SECTION.		347	12 x 1/2 x 1/4	J		2.00	
		348	12 x 3/8 x 3/16	J		2.00	
		349	12 x 1/4 x 1/8	J		1.50	
		350	12 x 3/16 x 3/32	J		1.50	
		351	12 x 1/8 x 1/16	J		1.50	
		352	12 x 1/8 x 1/16	MB		2.30	
		353	12 x 3/32 x 1/16	J		1.50	
		354	12 x 3/32 x 1/16	MB		2.30	
		355	12 x 1/16 x 1/32	BX		3.00	
		356	12 x 1/16 x 1/32	MB		2.30	
FENCE/FEATHEREDGE BOARDING CAN ALSO BE USED FOR MAKING SHEDS AND WEATHERBOARDING		357	12 x 5/8 x 1/16	J		1.20	
		358	12 x 3/8 x 1/16	J		1.20	
FENCE POSTS		359	12 x 1/4 x 1/4	J		.90	
		360	12 x 3/16 x 3/16	J		.60	
FENCE ARRIS RAIL		361	12 x 1/4 x 1/4	J		1.50	
TRELLIS MAKING WOOD		362	12 x 1/16 x 1/32	J		.60	
PLATE SHELF		363	12 x 3/4 x 1/4	J		2.30	
		364	12 x 5/8 x 1/4	J		2.30	
		365	12 x 1/2 x 1/4	J		2.00	
COPING STONES		366	12 x 1/2 x 1/4	J		2.00	
		367	12 x 1/4 x 1/8	J		2.00	
1/24 TH SCALE WOODEN MOULDINGS IN JELUTONG (J) MAHOGANY (MB)	WOOD SECTION	REF. NO.	WOOD SIZE	WOOD TYPE	NO. REQ.	COST EACH	TOTAL COST
STAIR SECTION		368	12 x 3/8 x 3/8	J		2.00	
HANDRAIL		369	12 x 1/8 x 1/8	J		2.00	
		370	12 x 1/8 x 1/8	MB		3.00	
HANDRAIL BASE RAIL		371	12 x 1/8 x 1/8	J		1.50	
CORNICE		372	12 x 3/16 x 3/16	J		1.50	
		373	12 x 3/16 x 3/16	MB		2.30	
SKIRTING BOARD		374	12 x 1/4 x 1/16	J		1.50	
		375	12 x 1/4 x 1/16	MB		2.30	
ARCHITRAVE		376	12 x 1/8 x 1/16	J		1.50	
		377	12 x 1/8 x 1/16	MB		2.30	
PICTURE /DADO RAIL		378	12 x 3/32 x 1/16	J		1.50	
		379	12 x 3/32 x 1/16	MB		2.30	
PANEL MOULDING		380	12 x 3/32 x 1/16	J		1.50	
		381	12 x 3/32 x 1/16	MB		2.30	
TONGUED AND GROOVED STYLE BOARDING		382	12 x 3/16 x 1/16	J		1.50	

<u>MINIATURE PICTURE FRAME MOULDING</u> MADE WITH QUALITY JELUTONG WOOD	WOOD SECTION	REF. NO.	WOOD SIZE IN MM.	WOOD TYPE	NO. REQ.	COST EACH	TOTAL COST	
N.B. FOR CLARITY PURPOSES, ALL ILLUSTRATIONS SHOW LARGEST MOULDING FROM EACH SECTION LARGE COVE		1LC	450 x 8 mm wide	J		3.00p		
		2LC	450 x 7	J		3.00		
		3LC	450 x 6.5	J		3.00		
MEDIUM COVE		4MC	450 x 5.5	J		3.00		
		5MC	450 x 5	J		3.00		
SMALL COVE		6SC	300 x 4	J		2.00		
		7SC	300 x 3	J		2.00		
N.B. FOR CLARITY PURPOSES, ALL ILLUSTRATIONS SHOW LARGEST MOULDING FROM EACH SECTION LARGE GEORGIAN		1LG	450 x 8 mm wide	J		3.00		
		2LG	450 x 7	J		3.00		
		3LG	450 x 6.5	J		3.00		
MEDIUM GEORGIAN		4MG	450 x 5.5	J		3.00		
		5MG	450 x 5	J		3.00		
SMALL GEORGIAN		6SG	300 x 4	J		2.00		
		7SG	300 x 3	J		2.00		
<hr/>								
HAND MADE REBATED WOODEN MINIATURE PICTURE FRAMES VISIBLE OPENING SIZES IN MM.	 MADE WITH 7SG SECTION	F2	9 x 9 mm	J		4.00		
		F3	9 x 14	J		4.00		
		F4	9 x 19	J		4.00		
		F5	9 x 24	J		4.00		
		F6	10 x 10 mm	J		4.00		
SPECIAL SIZE FRAMES CAN ALSO BE MADE TO ORDER IN A VARIETY OF WOODS, MOULDINGS AND FINISHES. MOST FRAMES CAN BE SUPPLIED WITH REAL GLASS OR MIRROR GLASS IF REQUIRED, WHICH WE CAN ALSO CUT TO YOUR SPECIFIC REQUIREMENTS. DISCOUNTS FOR QUANTITY. FOR FURTHER ENQUIRIES, OR TRADE ENQUIRIES, TELEPHONE:- 020 8669 7266 (Mon-Sat 9am-9pm) website: www.wood-supplies.com WOOD-SUPPLIES MONKEY PUZZLE COTTAGE 53 WOODMANSTERNE LANE WALLINGTON, SURREY, SM6 0SW	 MADE WITH 5MG SECTION	F7	10 x 15	J		4.00		
		F8	10 x 20	J		4.00		
		F9	10 x 25	J		4.00		
		F10	10 x 30	J		4.00		
		F11	15 x 15	J		4.00		
		F12	15 x 20	J		4.00		
		F13	15 x 25	J		4.00		
		F14	15 x 30	J		4.00		
		F15	15 x 35	J		4.00		
		F16	20 x 20	J		4.00		
		F17	20 x 25	J		4.00		
		F18	20 x 30	J		4.00		
		F19	20 x 35	J		4.00		
		F20	20 x 40	J		4.00		
		F21	25 x 25	J		4.00		
		F22	25 x 30	J		4.00		
		F23	25 x 35	J		4.00		
		F24	25 x 40	J		4.00		
		F25	30 x 30	J		4.00		
		F26	30 x 40	J		5.00		
F27	30 x 50	J		5.00				
F28	30 x 60	J		5.00				
F29	30 x 70	J		5.00				
F30	40 x 40	J		5.00				
F31	40 x 50	J		5.00				
F32	40 x 60	J		5.00				
F33	40 x 70	J		5.00				
SEND COMPLETED ORDER FORM TO ABOVE ADDRESS, YOUR ORDER WILL BE PROMPTLY DISPATCHED WITH A NEW ORDER FORM. CHEQUES TO J SYRED	 MADE WITH 1LG SECTION	F34	52 x 52 mm	J		6.00		
		F35	72 x 52	J		6.00		
		F36	87 x 63	J		6.00		
		F37	112 x 72	J		6.00		
NAME: ADDRESS: TEL. NO: DATE:					TOTAL			
					NB: UK ORDERS OVER £50 POST FREE (OVERSEAS ORDERS: POSTAGE TO BE ADVISED)		P & P	4.95
							FINAL TOTAL	
		CHEQUES TO:	J.SYRED					