
















1/12 TH SCALE WHITE FINISH POLYMER MOULDINGS	WOOD SECTION	REF. NO.	WOOD SIZE	WOOD TYPE	NO. REQ.	COST EACH	TOTAL COST
CORNICE		200	18 x 1/2 x 3/8	WHITE		.90p	
SKIRTING BOARD		201	18 x 5/8 x 1/16	WHITE		.90	
ARCHITRAVE		202	18 x 1/4 x 1/16	WHITE		.90	
PICTURE / DADO RAIL		203	18 x 3/16 x 1/16	WHITE		.90	
1/12 TH SCALE WOODEN MOULDINGS IN JELUTONG (J) MAHOGANY (M) CAREFULLY HAND MADE IN OUR OWN WORKSHOP	WOOD SECTION	REF. NO.	WOOD SIZE	WOOD TYPE	NO. REQ.	COST EACH	TOTAL COST
N.B. FOR CLARITY PURPOSES, ALL ILLUSTRATIONS SHOW LARGEST MOULDING FROM EACH SECTION CORNICE		204	18 x 1/2 x 3/8	J		1.20p	
CORNICE		205	18 x 3/8 x 3/8	J		1.20	
		205a	18 x 5/16 x 5/16	J		1.20	
		206	18 x 1/4 x 1/4	J		.90	
		207	18 x 1/4 x 1/4	M		1.35	
COVE		208	18 x 1/2 x 1/2	J		1.20	
		209	18 x 3/8 x 3/8	J		1.20	
		210	18 x 1/4 x 1/4	J		.90	
		211	18 x 1/4 x 1/4	M		1.35	
PLATE SHELF		212	18 x 1/2 x 1/4	J		1.20	
		213	18 x 1/2 x 1/4	M		1.80	
SKIRTING BOARD		214	18 x 3/4 x 3/32	J		.90	
		215	18 x 3/4 x 3/32	M		1.35	
		216	18 x 5/8 x 3/32	J		.90	
		217	18 x 1/2 x 3/32	J		.90	
SKIRTING BOARD		218	18 x 5/8 x 3/32	J		.90	
		219	18 x 1/2 x 3/32	J		.90	
SKIRTING BOARD		220	18 x 1/2 x 3/32	J		.90	
ARCHITRAVE		221	18 x 3/8 x 3/32	J		.90	
		222	18 x 5/16 x 3/32	M		1.35	
		223	18 x 5/16 x 3/32	J		.90	
		224	18 x 1/4 x 3/32	J		.90	
ARCHITRAVE		225	18 x 5/16 x 3/32	J		.90	
ARCHITRAVE		226	18 x 1/4 x 3/32	J		.90	
PICTURE RAIL		227	18 x 3/16 x 3/32	M		1.35	
		228	18 x 3/16 x 3/32	J		.90	